


HydroFlex[®]

Made for Rehabilitation



The flexible rehabilitation chair that offers high levels of adaptability for those with more complex posture and pressure management needs.

- For those with complex seating needs, in all care environments



5 year
warranty
on the frame

CLIENT GROUPS

- Semi-ambulant and non-ambulant
- Cerebral Palsy (particularly young adults)
- Stroke rehabilitation
- Dementia care
- Motor Neurone Disease
- Multiple Sclerosis
- Road traffic accident and spinal cord injury

ENVIRONMENTS

- Domestic and homecare
- Nursing and residential homes
- Specialist wards (stroke rehabilitation, brain or spinal injury, intensive therapy units)

SIZE OPTIONS

- Small Internal Seat Width: 280/330/380/430mm
- Small Maximum User Weight: 100kg
- Medium Internal Seat Width: 350/400/450/500mm
- Medium Maximum User Weight: 150kg

Features Included as Standard

At no additional cost

Back Angle Recline (BAR)

Find out more on page 44.

Ergonomic Push Handle

For safe and easy handling – designed with carers in mind.

Tilt-in-Space (TiS)

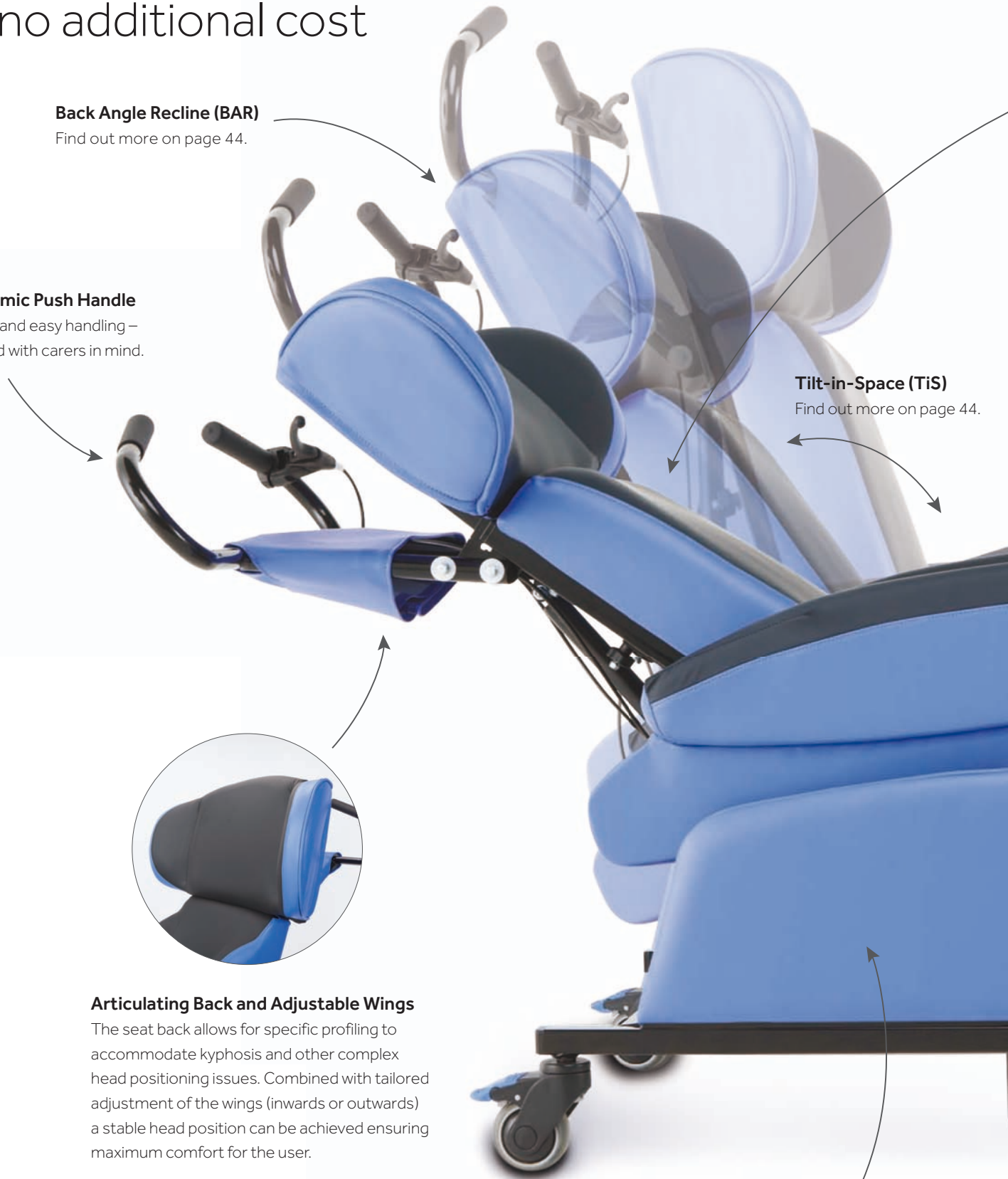
Find out more on page 44.

Articulating Back and Adjustable Wings

The seat back allows for specific profiling to accommodate kyphosis and other complex head positioning issues. Combined with tailored adjustment of the wings (inwards or outwards) a stable head position can be achieved ensuring maximum comfort for the user.

Fixed or Loose Covers

Choice of fixed covers for easy cleaning, or loose covers for multi-user adaptability.





Flat Back Rest with CareFlex WaterCell Technology®

Delivers pressure relief and long-term comfort by offering simple conforming support to the lower back whilst the user is sitting upright and in a tilted position.

Maximum Pressure Relief

The seat cushion uses CareFlex WaterCell Technology® and Vapour Permeable (VP) upholstery, which work synergistically to provide continuous pressure relief.



Angle Adjustable, Fold Down Footplate

Single-side release of the footplate angle control mechanism simplifies operation. Lowering the footplate, adjusting the angle and stowing the footplate can all be carried out from one side of the chair.



Independently Elevating, Channel Legrest

An articulating legrest with integral footplate to provide a comfortable posture. Lifts the legs above hip level to reduce lower leg swelling and to help the user stabilise their posture.



4 Fully Braked Castors

The castors have sealed bearing hubs for enhanced durability and smoother manoeuvrability. Each castor has a full brake to stop rolling.

HydroFlex[®] Accessories

The HydroFlex can be tailored to the specific needs of any individual through our range of advanced accessories.



Pelvic Belt

A simple webbing belt ideal for use during portering.



Padded Pelvic Belt

Maintains pelvic position. Padded for user comfort.



4-Point Padded Pelvic Belt

Four straps control pelvic position for maximum stability. Padded for user comfort.



Groin Harness

A positioning aid to provide maximum pelvic control and prevent the user from sliding forward in the seat.



Chest Harness

Gives comfort and support without restricting active positioning.



Sternum Harness

Provides greater upper trunk stability but allows for user movement.



Anterior Knee Strap

Used with the pommel to block the front of the knees, pushing the pelvis into an upright position.



Foam Headrest

Available in shallow, medium and deep, providing basic lateral head control.



Neck Headrest

Has a deep profile to give greater lateral control.



Soft Headrest

A comfortable rectangular pillow, available in shallow and deep.



Soft Profiled Headrest

A contoured pillow to fit shoulders, neck and head providing a supportive head position.



Soft Pillow Headrest

A deep, ultra soft pillow that conforms to the shape of head and shoulders providing a higher level of comfort.



InLine Headrest

Memory Foam lining providing full cranial support with cut away sides for unobstructed sight and hearing.



Laterally Contoured Backrest

A sculpted cushion to give moderate postural support to the trunk maintaining midline position movement.




Adjustable Laterals

Adaptable thoracic control with independent height and width adjustment. Various pad size and shape options for simple or complex spinal profiles.



Blockers

Pads which provide simple lateral support. Covered with Vapour Permeable (VP) fabric.



Transfer Arm

Arms can be removed for client transfer in and out of the chair. Available on one or both sides.



Pommel

Supports the whole knee preventing legs from pinching together




Seat Wedge

Creates an acute hip angle to keep the pelvis in the back of the seat.



Detachable Footplate Pad

To provide greater comfort. Attaches to the footplate.



Extended Footplate

For full foot sensory feedback.




Chair Protector

Fits over the seat, arms and lower back. Prevents contamination and stops debris getting trapped in the moving parts of the chair.



Manual or Motorised

Chair functions can be operated by manual gas action control or battery controlled motors.



Motorised AutoTilt

Allows TiS to be adjusted automatically over a short or long cycle.



Technical Details

